



Board of Education

Melissa Burkland

Katie Christensen

Greg Clark

Nyamal Dei

Nikkie Gullickson

Seth Holden, Vice President

Jim Johnson

Robin Nelson, Vice President

Dr. Tracie Newman, President

ABOUT FARGO PUBLIC SCHOOLS

Fargo Public Schools is the third largest school district in North Dakota, serving more than 11,300 students and their families with K-12, gifted, special, and community education programming with several local and regional partners. It is the fourth largest employer in the Fargo-Moorhead community with more than 3,300 full and part-time employees. The District is governed by a 9-member Board of Education that oversees an annual budget of nearly \$218 million, which includes state and federal funds.

More than 10,000 breakfast and lunch meals are served daily in the Fargo Public Schools – more than 1.5 million meals per year. Buses that serve District students log more than 673,000 miles year-round, delivering students to and from 24 school buildings located throughout the City of Fargo.

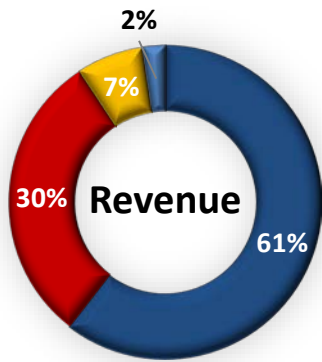
With its tax dollars, the District employs high quality teachers. Sixty-three percent of teachers hold a master's degree or higher – double the state average. With high quality staff comes results: an average daily attendance rate of 95 percent, a graduation rate near 85 percent, and ACT scores that are consistently higher than the state average.

The following page gives an overview of the budget for Fargo Public Schools. A detailed budget may be viewed at the Business Office, 700 7th Street South, Fargo, North Dakota, or on the District's website at:

www.fargo.k12.nd.us/FinancialDocuments.

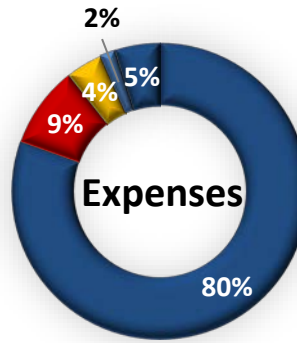
Click on "2022-23 Budget Overview".

2022-23 FPS GENERAL FUND REVENUE AND EXPENSES



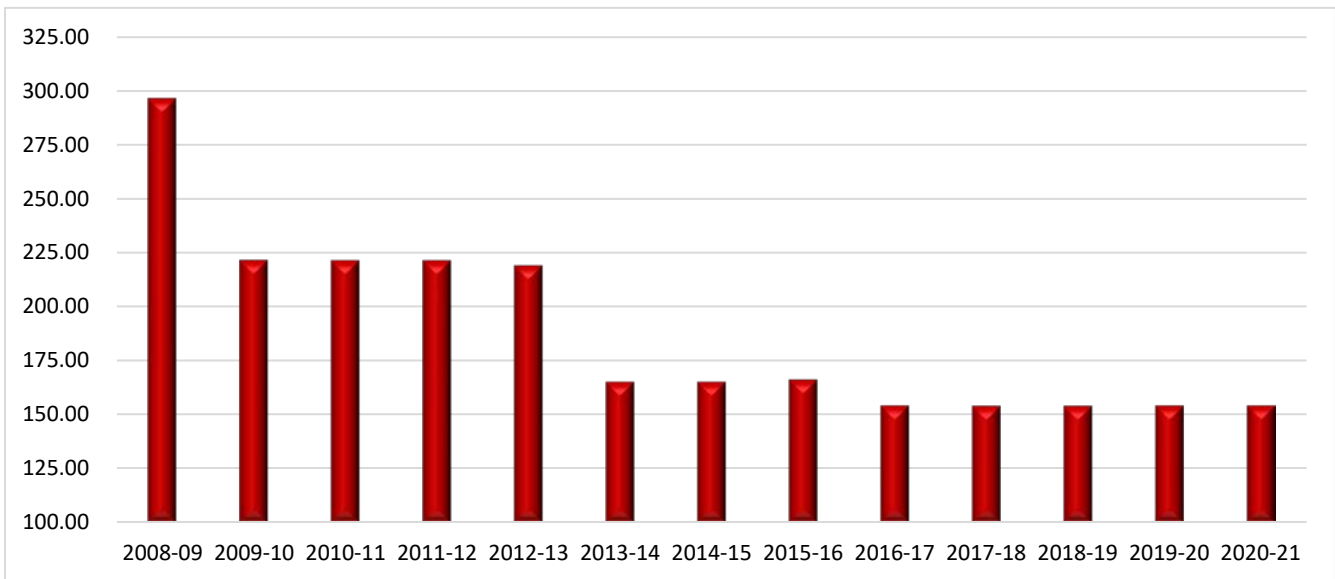
- State \$103,628,183
- Property Tax \$51,921,668
- Federal \$11,744,064
- Other \$4,095,254

* Other - Tuition, Services to Others/Rentals, Sale of Voc Ed Houses, Medicaid, Fund Transfers



- Salaries & Benefits \$137,007,382
- Purchased Services \$15,196,588
- Supplies \$6,785,309
- Equipment \$2,885,989
- Other Costs \$8,392,087

MILL LEVY HISTORY



Prior to 2002, the Fargo School District had an unlimited mill levy. In 2002, as permitted by state law, voters capped the unlimited general fund mill levy for this district at 295.24 mills. Subsequent legislative actions designed to provide local property tax relief reduced the Fargo School District's general fund mill levy authority to 170.24 by virtue of shifting 125 mills from local to state sources.

During this same period, the District, as part of its long-term planning processes, set a goal to keep mill levy increases at a minimum or even reduced where possible. As such, the general fund mill Levy was lowered by 43.46 mills to its present level of 126.78. Local voters approved a specified mill levy at 127 mills in March 2017. A specified mill levy allows Fargo Public Schools to collect property tax on the true assessed value of taxpayer's property.

The current mill levy breakdown consists of general fund mills of 126.78, Building Fund mills of 26.35 and 1.25 mill for Special Assessments, for a total mill levy of 154.38. It is an ongoing goal of the Board to provide the highest quality education while reducing District reliance on property taxes.