



Smart Restart Survey Results

7.15.2020

Staff and Parent Smart Restart Survey Results



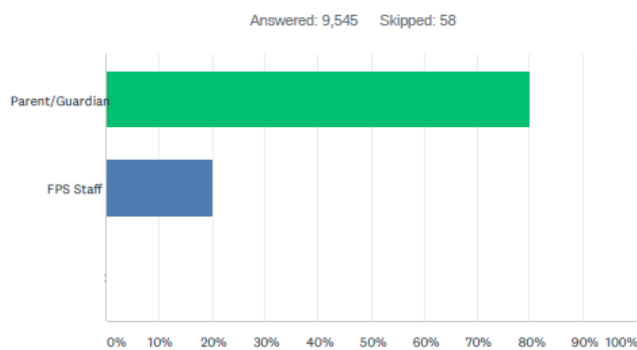
Fargo Public Schools (FPS) recently surveyed staff and parents regarding the potential re-opening of our schools for face-to-face instruction at the start of the coming school year. More than 7,600 parents took the survey, as did more than 1,900 FPS staff members. Data gathered from this survey will be considered as we build the FPS Smart Restart Plan to best deliver educational opportunities to our students for the start of the 2020 – 2021 school year.

A summary of the responses to the FPS re-entry survey are available below. Feedback on further versions of the FPS Smart Restart Plan may be sought via additional surveys sent to staff and parents in the near future.

Information regarding COVID-19 containment and prevention continues to change rapidly and often, and the FPS Smart Restart Plan is subject to revisions based on updated information and mandates from city, state, and national health, public education, and government officials.

Survey Results:

Q1 I am answering this survey as a:



ANSWER CHOICES	RESPONSES
Parent/Guardian	79.94% 7,630
FPS Staff	20.06% 1,915
TOTAL	9,545

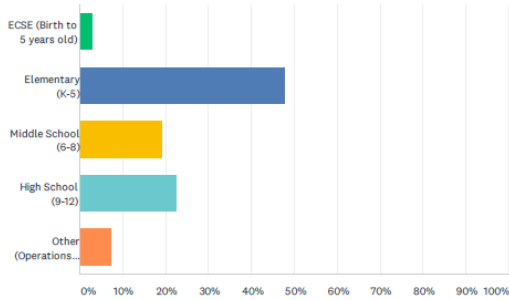


Smart Restart Survey Results, *continued*

Staff Results

Q2 I work at/have children at:

Answered: 1,893 Skipped: 22

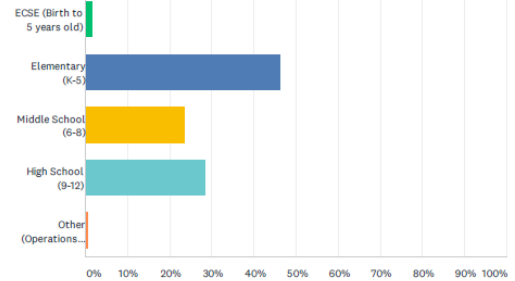


ANSWER CHOICES	RESPONSES
ECSE (Birth to 5 years old)	2.96% 56
Elementary (K-5)	47.75% 904
Middle School (6-8)	19.23% 364
High School (9-12)	22.66% 429
Other (Operations Center, DO, etc.)	7.40% 140
TOTAL	1,893

Parent Results

Q2 I work at/have children at:

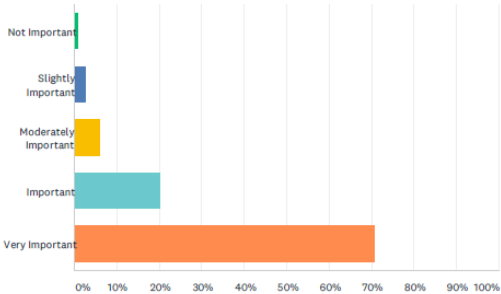
Answered: 7,581 Skipped: 49



ANSWER CHOICES	RESPONSES
ECSE (Birth to 5 years old)	1.56% 118
Elementary (K-5)	46.22% 3,504
Middle School (6-8)	23.33% 1,769
High School (9-12)	28.51% 2,161
Other (Operations Center, DO, etc.)	0.38% 29
TOTAL	7,581

Q3 Enhanced cleaning occurring in the schools.

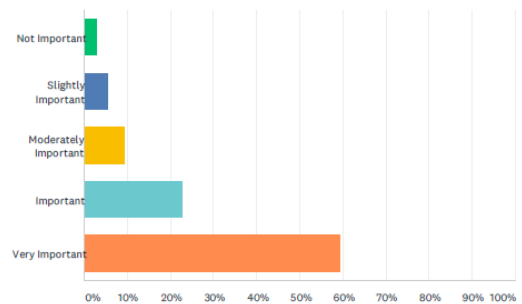
Answered: 1,847 Skipped: 68



ANSWER CHOICES	RESPONSES
Not Important	0.81% 15
Slightly Important	2.60% 48
Moderately Important	5.79% 107
Important	20.09% 371
Very Important	70.71% 1,306
TOTAL	1,847

Q3 Enhanced cleaning occurring in the schools.

Answered: 7,406 Skipped: 224



ANSWER CHOICES	RESPONSES
Not Important	3.02% 224
Slightly Important	5.37% 398
Moderately Important	9.38% 695
Important	22.78% 1,687
Very Important	59.44% 4,402
TOTAL	7,406

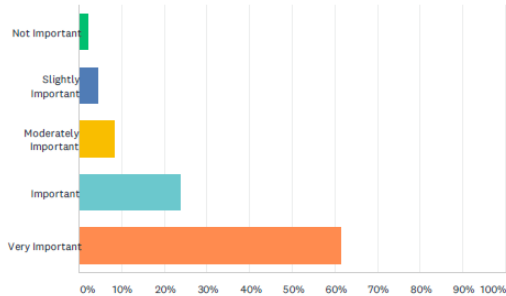


Smart Restart Survey Results, *continued*

Staff Results

Q4 Regularly scheduling hand washing into the student day.

Answered: 1,845 Skipped: 70

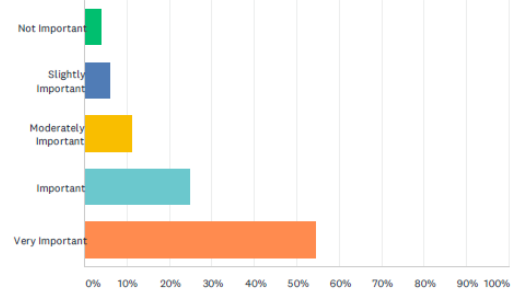


ANSWER CHOICES	RESPONSES	
Not Important	2.17%	40
Slightly Important	4.34%	80
Moderately Important	8.24%	152
Important	23.79%	439
Very Important	61.46%	1,134
TOTAL		1,845

Parent Results

Q4 Regularly scheduling hand washing into the student day.

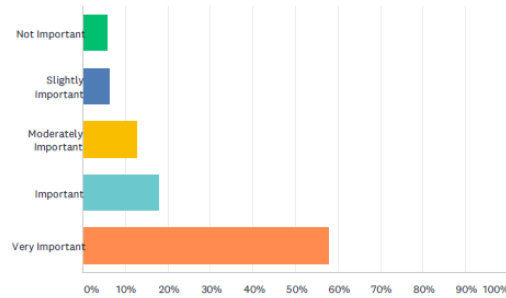
Answered: 7,405 Skipped: 225



ANSWER CHOICES	RESPONSES	
Not Important	3.82%	283
Slightly Important	5.87%	435
Moderately Important	11.06%	819
Important	24.93%	1,846
Very Important	54.31%	4,022
TOTAL		7,405

Q5 Limiting classroom seating to maintain social distancing.

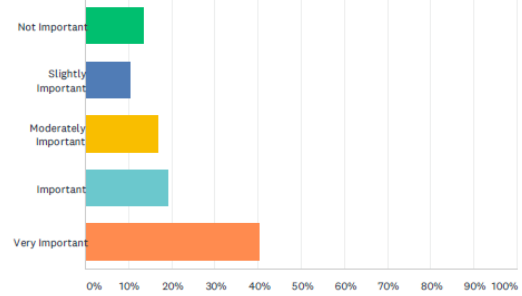
Answered: 1,847 Skipped: 68



ANSWER CHOICES	RESPONSES	
Not Important	5.58%	103
Slightly Important	6.23%	115
Moderately Important	12.51%	231
Important	17.81%	329
Very Important	57.88%	1,069
TOTAL		1,847

Q5 Limiting classroom seating to maintain social distancing.

Answered: 7,398 Skipped: 232



ANSWER CHOICES	RESPONSES	
Not Important	13.34%	987
Slightly Important	10.50%	777
Moderately Important	16.68%	1,234
Important	19.15%	1,417
Very Important	40.32%	2,983
TOTAL		7,398

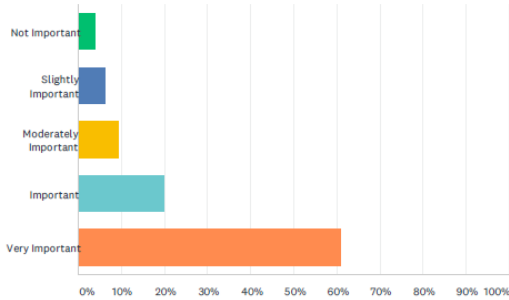


Smart Restart Survey Results, *continued*

Staff Results

Q6 Staggering recess and lunch times to reduce crowding.

Answered: 1,845 Skipped: 70

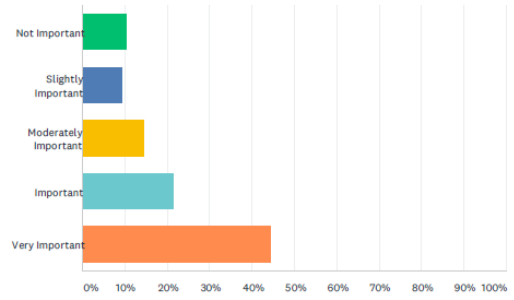


ANSWER CHOICES	RESPONSES	
Not Important	3.90%	72
Slightly Important	6.23%	115
Moderately Important	9.21%	170
Important	19.78%	365
Very Important	60.87%	1,123
TOTAL		1,845

Parent Results

Q6 Staggering recess and lunch times to reduce crowding.

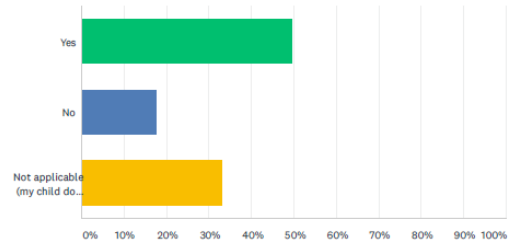
Answered: 7,403 Skipped: 227



ANSWER CHOICES	RESPONSES	
Not Important	10.44%	773
Slightly Important	9.14%	677
Moderately Important	14.49%	1,073
Important	21.56%	1,596
Very Important	44.36%	3,284
TOTAL		7,403

Q7 Recognizing that social distancing will be difficult on school buses, would you be able to provide transportation for your child.

Answered: 7,375 Skipped: 255



ANSWER CHOICES	RESPONSES	
Yes	49.53%	3,653
No	17.49%	1,290
Not applicable (my child does not ride the bus).	32.98%	2,432
TOTAL		7,375

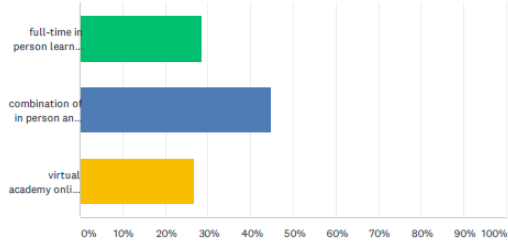


Smart Restart Survey Results, *continued*

Staff Results

Q8 If today was the first day of school, I would prefer:

Answered: 1,814 Skipped: 101

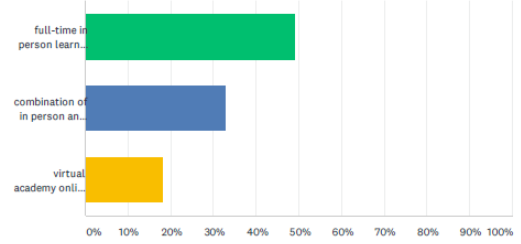


ANSWER CHOICES	RESPONSES
full-time in person learning at school.	28.50% 517
combination of in person and online learning to minimize the number of students at school.	44.87% 814
virtual academy online (100% distance learning).	26.63% 483
TOTAL	1,814

Parent Results

Q8 If today was the first day of school, I would prefer:

Answered: 7,309 Skipped: 321



ANSWER CHOICES	RESPONSES
full-time in person learning at school.	49.16% 3,593
combination of in person and online learning to minimize the number of students at school.	32.80% 2,397
virtual academy online (100% distance learning).	18.05% 1,319
TOTAL	7,309

